

# LANDMARK<sup>®</sup> SERIES

Designer Roofing Shingles



*Landmark, shown in Weathered Wood*



*NOTE: Due to limitations of printing reproduction, CertainTeed can not guarantee the identical match of the actual product color to the graphic representations throughout this publication.*



# Trust Your Home to Landmark®

Few things in this world are as precious as the place that you call home. It is much more than just a house. It's the foundation from which you build your life. That's why having a roof that gives your home long-lasting curb appeal and protection from the elements is so important. At CertainTeed, our benchmark for success is our customers' total peace of mind. And we wouldn't have it any other way.

Our dedication to making the highest-quality roofing systems continues to earn the respect of top building professionals. And our product portfolio offers the widest variety of design and color options in the industry. It's no wonder that more than a million homeowners across North America choose CertainTeed each year.

And the job doesn't stop once the roof goes on. Every CertainTeed product is backed by our industry-leading manufacturer's warranty, allowing you to rest confidently and comfortably for years to come.

 +  +  = PEACE OF MIND

High-Quality, Reliable Choice + Industry-Best Warranty + Century of Trusted Performance

Technology that protects  
the beauty of your roof and  
strengthens its performance.






# NailTrak<sup>®</sup>

Fast, Accurate, Visible

The new and improved **NailTrak** nailing line, a feature on CertainTeed designer shingles.

Now **NailTrak** is brighter than ever before, with high-visibility lines that stand out whether it's daybreak or dusk.


**NailTrak** removes the guesswork with three separately defined lines, creating a large area to guide your nailing and a smaller area for extreme steep-slope applications.



# QuadraBond<sup>®</sup>

Advanced Layering

CertainTeed's specially formulated adhesive adheres shingle layers at four points, more than any other manufacturer. This superior bond provides greater protection against shingle delamination to maximize performance over the life of the shingle in any climate.



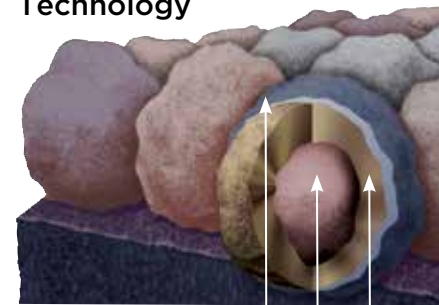
# StreakFighter<sup>®</sup>

Algae Resistance

The ultimate in stain protection.

Those streaks you see on other roofs in your neighborhood? That's algae, and it's a common eyesore on roofing throughout North America. CertainTeed's **StreakFighter** technology uses the power of science to repel algae before it can take hold and spread. **StreakFighter's** granular blend includes naturally algae-resistant copper, helping your roof maintain its curb appeal and look beautiful for years to come.

**Granule with StreakFighter Technology**



Ceramic coating  
Mineral core  
Copper layer

Diagram for illustrative purposes only.

# CertaSeal<sup>®</sup>

Uplift Protection

**CertaSeal<sup>®</sup>** is a fast-activating modified asphalt sealant with a 20-year record of proven performance. Designed to seal shingles together upon installation, it protects roofs from wind uplift and shingle blow-off so that homes stay safe and dry. It's also engineered to remain flexible after installation, unlike harder sealants that can dry out and crack over time.





# The Trusted Classic

## LANDMARK®

Owning a Landmark roof brings peace of mind. Landmark's dual-layered construction and exceptional durability provide long-lasting protection for your home.

- Dual-layered for extra dimensionality and protection from the elements
- Offers the widest array of colors in the industry
- Independently certified as meeting the highest quality standards for roofing



*Silver Birch*



Scan code for  
more information

# LANDMARK® COLOR PALETTE



Silver Birch



Cobblestone Gray



Georgetown Gray



Pewter



Moiré Black



Charcoal Black



Resawn Shake



Mojave Tan



Hunter Green





Colonial Slate



Weathered Wood



Driftwood



Burnt Sienna



Heather Blend



Sunrise Cedar





# The Expert's Choice

## LANDMARK® PRO

A refined union of vision and value, our PRO line leads its class in optimal performance and variety of color.

- Engineered to meet professional contractors' exacting specifications
- Available in a wide selection of eye-catching Max Def colors
- Outweighs standard laminates to provide greater protection from the elements



*Max Def Moiré Black*



Scan code for more information

# LANDMARK® PRO COLOR PALETTE



Silver Birch



Max Def Cobblestone Gray



Max Def Georgetown Gray



Max Def Pewter



Max Def Moiré Black



Max Def Charcoal Black



Max Def Burnt Sienna



Max Def Resawn Shake



Max Def Mojave Tan



Max Def Colonial Slate



Max Def Weathered Wood



Max Def Driftwood



Max Def Espresso



Max Def Heather Blend



Max Def Shenandoah



Max Def Coastal Blue



Max Def Red Oak

## MAX DEF COLORS

Look deeper. With Max Def, a new dimension is added to shingles with a richer mixture of surface granules. You get a brighter, more vibrant, more dramatic appearance and depth of color. And the natural beauty of your roof shines through.



9434

# Top Shelf

## LANDMARK® PREMIUM

A sophisticated look, brilliantly executed. Our Premium line is engineered to protect, enhance and endure.

- Outclasses ordinary roofing in both appearance and performance
- Tough two-piece laminated fiberglass-based construction
- Features **Max Def** colors for a deeper, richer mixture of surface granules



*Max Def Weathered Wood*




Scan code for  
more information

# LANDMARK® PREMIUM COLOR PALETTE




Max Def Georgetown Gray



Max Def Weathered Wood



Max Def Driftwood



Max Def Moiré Black

## MAX DEF COLORS

Look deeper. With Max Def, a new dimension is added to shingles with a richer mixture of surface granules. You get a brighter, more vibrant, more dramatic appearance and depth of color. And the natural beauty of your roof shines through.







*Landmark, shown in Colonial Slate*

# Strength with Style

## LANDMARK®

- Dual-layer durability
- Industry-best lifetime limited warranty
- 10-year **StreakFighter®** algae-resistance warranty

## LANDMARK® PRO

- Dual-layer, high performance
- Max Def color palette
- Industry-best lifetime limited warranty
- 15-year **StreakFighter®** algae-resistance warranty

## LANDMARK® PREMIUM

- Dual-layer, high performance
- Max Def color palette
- Industry-best lifetime limited warranty
- 15-year **StreakFighter®** algae-resistance warranty



## LANDMARK SERIES

### SPECIFICATIONS

- Two-piece laminated fiberglass-based construction
- Classic shades and dimensional appearance of natural wood or slate

*For U.S. building code compliance, see product specification sheets.*

CertainTeed products are tested to ensure the highest quality and comply with the following industry standards:

#### Fire Resistance:

- UL Class A
- UL certified to meet ASTM D3018 Type 1

#### Wind Resistance:

- UL certified to meet ASTM D3018 Type 1
- ASTM D3161 Class F

#### Tear Resistance:

- UL certified to meet ASTM D3462
- CSA standard A123.5

#### Wind Driven Rain Resistance:

- Miami-Dade Product Control Acceptance: Please reference [www.certainteed.com](http://www.certainteed.com) to determine approved products by manufacturing location.

#### Quality Standards:

- ICC-ES-ESR-1389 & ESR-3537

### WARRANTY

- Lifetime limited transferable warranty against manufacturing defects on residential applications
- 50-year limited transferable warranty against manufacturing defects on group-owned or commercial applications
- **StreakFighter®** algae-resistance warranty (10-year - Landmark, 15-year - Landmark PRO, and Landmark Premium)
- 10-year SureStart™ protection
- 15-year 110 mph wind-resistance warranty
- Wind warranty upgrade to 130 mph available. CertainTeed starter and CertainTeed hip and ridge required

*See actual warranty for specific details and limitations.*

# Product Comparison

	Traditional Designer Shingle Style	Industry Leading Granule Adhesion	Warranty Duration	Algae Warranty Coverage	Product Weight
Landmark	✓	✓	Lifetime	10-Year	✓
Landmark PRO	✓	✓	Lifetime	15-Year	✓✓
Landmark Premium	✓	✓	Lifetime	15-Year	✓✓✓



Depth/ Dimensional Appearance	<b>NailTrak</b>	Max Def Colors	Value Rating
✓	✓		Good
✓✓	✓	✓	Better
✓✓✓	✓	✓	Best



# The ColorView® Visualizer: Design your Dream Home with the Click of a Mouse

CertainTeed created the ColorView tool to help homeowners bring their creative vision to reality.

Just look through a photo library of homes to choose one that looks most like your own. Then click on the roof to easily switch designs and see what CertainTeed product looks best. You can choose from hundreds of different roofing design and color combinations, and even add roof accents in different colors. All before anyone raises a hammer.

Want to visualize different roofing styles on your own home? You can upload photos to ColorView and have them digitally masked by one of our design professionals, or use DIY mode to upload and mask your own photos.

Plus, you can print or share your ColorView photos with family and friends to get their feedback. Visit [colorview.certainteed.com](http://colorview.certainteed.com) and get started.






## Add a Little Accent to Your Roof

The visually impactful choice for capping the hips and ridges of your roof, CertainTeed's Cedar Crest® accessory shingles will complement or match any shingle in the Landmark Series. For a low-profile hip and ridge look, CertainTeed also offers Shadow Ridge® accessory shingles.

## Color Companion Products for Flat Roof Areas

With CertainTeed Flintlastic® SA, you can coordinate flat roof areas like carports, canopies and porches with your main roof. Flintlastic SA is a self-adhering low slope roofing product available in ten colors that complement some of the most popular CertainTeed shingles.





# Integrity Roof System™

A COMPLETE APPROACH TO LONG LASTING BEAUTY AND PERFORMANCE



With as much care as you take in selecting the right contractor, choosing the right roof system is equally as important. A CertainTeed Integrity Roof System combines key elements that help ensure you have a well-built roof for long-lasting performance.

## 1. Waterproofing Underlayment

The first step in your defense against the elements. Self-adhering underlayment is installed at vulnerable areas of your roof to help prevent leaks from wind-driven rain and ice dams.

## 2. Water-Resistant Underlayment

Provides a protective layer over the roof deck and acts as a secondary barrier against leaks.

## 3. Starter Shingles

Starter Shingles are the first course of shingles that are installed and designed to work in tandem with the roof shingles above for optimal shingle sealing and performance.

## 4. Shingles

Choose from a variety of Good-Better-Best styles to complement any roof design and fit your budget.

## 5. Hip & Ridge Caps

Available in numerous profiles, these accessories are used on the roof's hip and ridge lines for a distinctive finishing touch to your new roof.

## 6. Ventilation

A roof that breathes is shown to perform better and last longer. Ridge Vents, in combination with Intake Vents, allow air to flow on the underside of your roof deck, keeping the attic cooler in the summer and drier in the winter.

learn more at:

[certainteed.com/roofing](https://certainteed.com/roofing)

Landmark® Series  
available in  
areas shown



### CertainTeed

CEILINGS • DECKING • FENCE • GYPSUM • INSULATION • RAILING • ROOFING • SIDING • TRIM  
20 Moores Road, Malvern, PA 19355 Professional: 800-233-8990 Consumer: 800-782-8777 [certainteed.com](https://certainteed.com)

©01/23 CertainTeed, Printed in the USA, Code No. 00-00-131-US-EN